
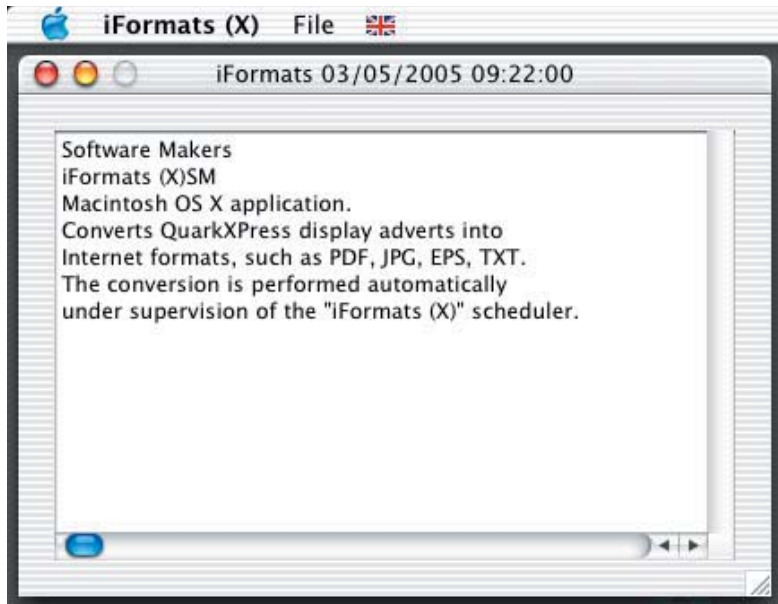


# iFormats (X)<sup>SM</sup>



Software  
**MAKERS**cc



*Software Makers*



**iFormats (X)<sup>SM</sup>**

Macintosh OS X application.

Converts QuarkXPress display adverts into Internet formats, such as PDF, JPG, EPS, TXT.

The conversion is performed automatically under supervision of the **iFormats (X)<sup>SM</sup>** scheduler.

## **Introduction**

**iFormats (X)<sup>SM</sup>** must be placed on the list of **System Preferences > Login Items**, i.e. it will be automatically launched after switching the computer on. It should stay on the **Dock** active all the time. If accidentally close, the application must be activated again.

The programme checks the clock and activates once a day at the same time, defined by variable **Clock**, which can be found in the **iFormats.ini** file.

The list of display adverts to be processed is taken by the programme from the **Items.txt** file.

## System Requirements

The minimum configuration of hardware and software to run the **iFormats (X)<sup>SM</sup>** is as follows:

- Macintosh G3/G4/G5 computer;
- OS X environment;
- network connection to display advert resources;
- Adobe InDesign CS (Creative Suite) licence;
- full fonts suitcase installed locally.

## Installation

Create a new folder untitled **Internet Formats** somewhere on the **Macintosh HD**, for example on the **Desktop**.

From the CD labelled “Internet Formats” copy all files to the new folder.

Using **TextEdit** set variables in the file **iFormats.ini**:

- **Clock** to required time (format “hh:mm:ss”);
- **Folder** to the display advert resources, for example “Desktop:Internet Formats:QXP Samples:” (mind the colon finishing the string);
- **Cdir** to the “Desktop:Internet Formats:” folder, i.e. place where the software was copied.

## List of Display Adverts

The **iFormats (X)<sup>SM</sup>** takes information about display adverts to be processed during a daily session from the file **Items.txt** stored in the folder pointed by variable **Folder**, i.e. in the root folder of display adverts resources. Each display adverts occupies one line of the file. The name of the display advert combined with the variable **Folder**, must give full path name of the display advert.

For example, if **iFormats.ini** contains:

Folder = Desktop:Internet Formats:QXP Samples:

and **Items.txt** looks like this:

```
01024127:1024127
01061364:1061364
01061653:1061653
01061780:1061780
05017894:5017894
```

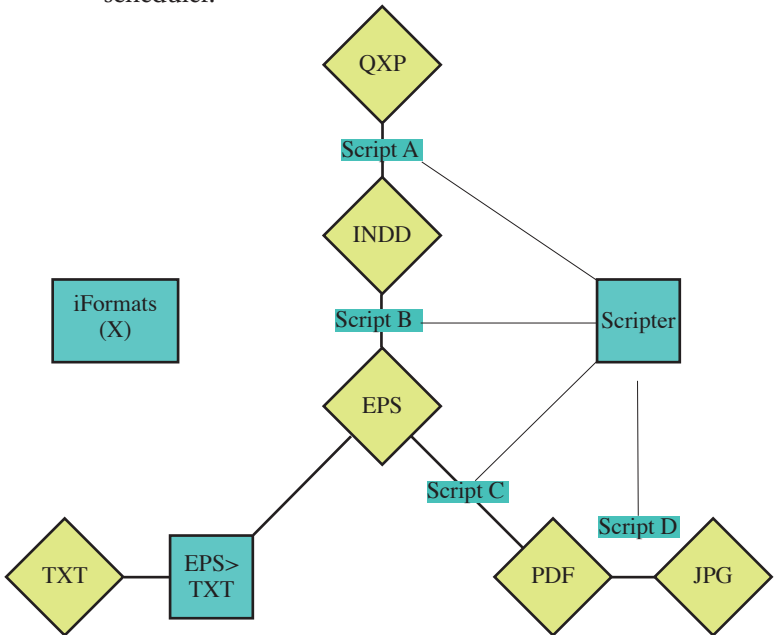
it will result in processing five display adverts, where the first one is named:

Desktop:Internet Formats:QXP Samples:01024127:1024127

i.e. variable **Folder** combined with the first line of the list.

# Processing Flow Chart

The conversion from the QuarkXPress format to the Internet formats is performed automatically under supervision of the scheduler. Once a day the processing is activated. The **iFormats (X)<sup>SM</sup>** opens file Items.txt and reads contents line by line. Each file is opened, converted to the InDesign format, and exported from Adobe InDesign into PDF, JPG, and EPS files. The EPS file is then interpreted by the **EPS>TXT** module of the scheduler.



## Result of Processing

The **iFormats (X)<sup>SM</sup>** programme writes a log file during the conversion. It lists processed documents as well as results of all conversions. The file is untitled **Results.txt** and can be found in the same folder as **Items.txt** (variable **Folder**).

Example of typical paragraph of **Results.txt**:

Document: 01024127:1024127

- Done PDF
- Done JPG
- Done EPS
- Done TXT

The Internet files in the above-mentioned case will be named:

- **1024127.pdf**
- **1024127.jpg**
- **1024127.eps**
- **1024127.txt**

Additionally, the InDesign version of the display advert **1024127** will be saved in **1024127.indd**.

After processing, the initial file **Items.txt** will be deleted to avoid processing the same display adverts again.

